

Signify Classified - Internal
Cooper Lighting Solutions Photometric Lab
1121 Highway 74 South
Peachtree City, GA 30269



Scaled data based on original data using
LM-79-08 Approved Method: Electrical and Photometric Measurements of Solid-
State Lighting Products

Test Report Prepared for
Cooper Lighting Solutions
(formerly Eaton)

Brand: STREETWORKS

Report Number: P868077

Luminaire Tested: **MEM2-HSN-SA-130-730-U-T3-HSS**

Issue Date: 08/21/2024



Test Information

Test Method: LM-79-08
Report Number: P868077
Test Lab: INNOVATION CENTER(G3)
Issue Date: 08/21/2024
Manufacturer: COOPER LIGHTING SOLUTIONS (FORMERLY EATON)
Product Line: STREETWORKS
Catalog Number: MEM2-HSN-SA-130-730-U-T3-HSS
Description: EPIC MODERN SHORT HOUSING DISCRETE LED ARRAYS 130W 70CRI 3000K
FITXURE w/ TYPE III DISTRIBUTION OPTIC AND HOUSE SIDE SHIELD
Light Source: (30) 3000K CCT, 70 CRI LEDS
Ballast/Driver: ELECTRONIC DRIVER

Summary

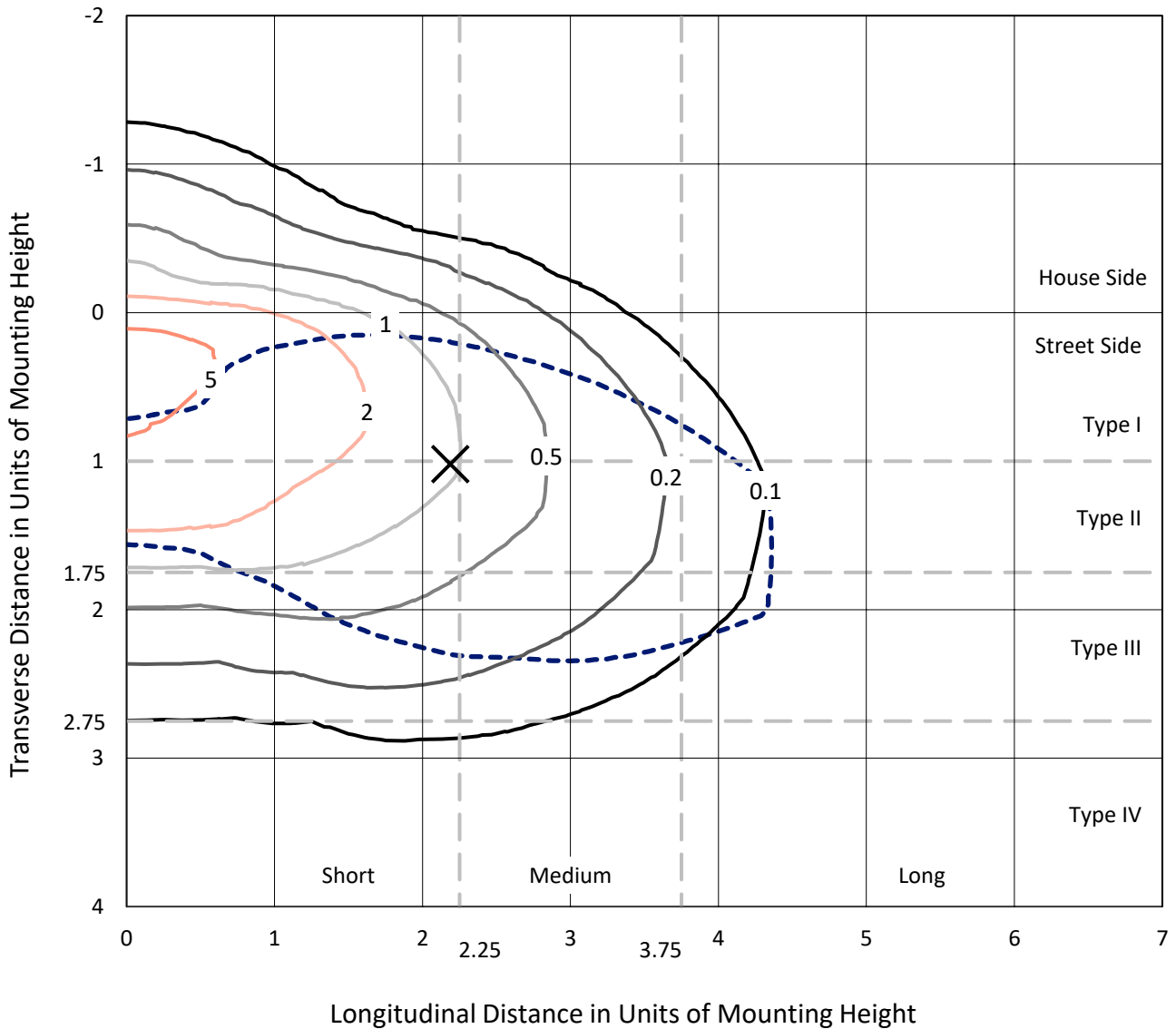
Lumens per Lamp: N/A
Luminaire Lumens: 11120.9 lumens
Efficiency: N/A
Efficacy: 98.4 lumens/watt
Luminous Opening: Rectangular (W 1' x L: 0.33' x H: 0')
IES Classification: Type III - Short
BUG Rating: B1 - U0 - G2

Input Watts (W): 113
Input Voltage (V): 120
Input Current (A_{in}): NR
Voltage Rise (V): NR
Power Factor: 0.99
Total Harmonic Distortion (THDi): 7.77%
Frequency (hertz): 60
Stabilization Time: NR
Operation Time: NR
Ambient Temperature (°C): NR
Test Distance: 24 FT

REPORT NUMBER: P868077
 CATALOG NUMBER: MEM2-HSN-SA-130-730-U-T3-HSS

Iso-Footcandle Lines of Horizontal Illumination

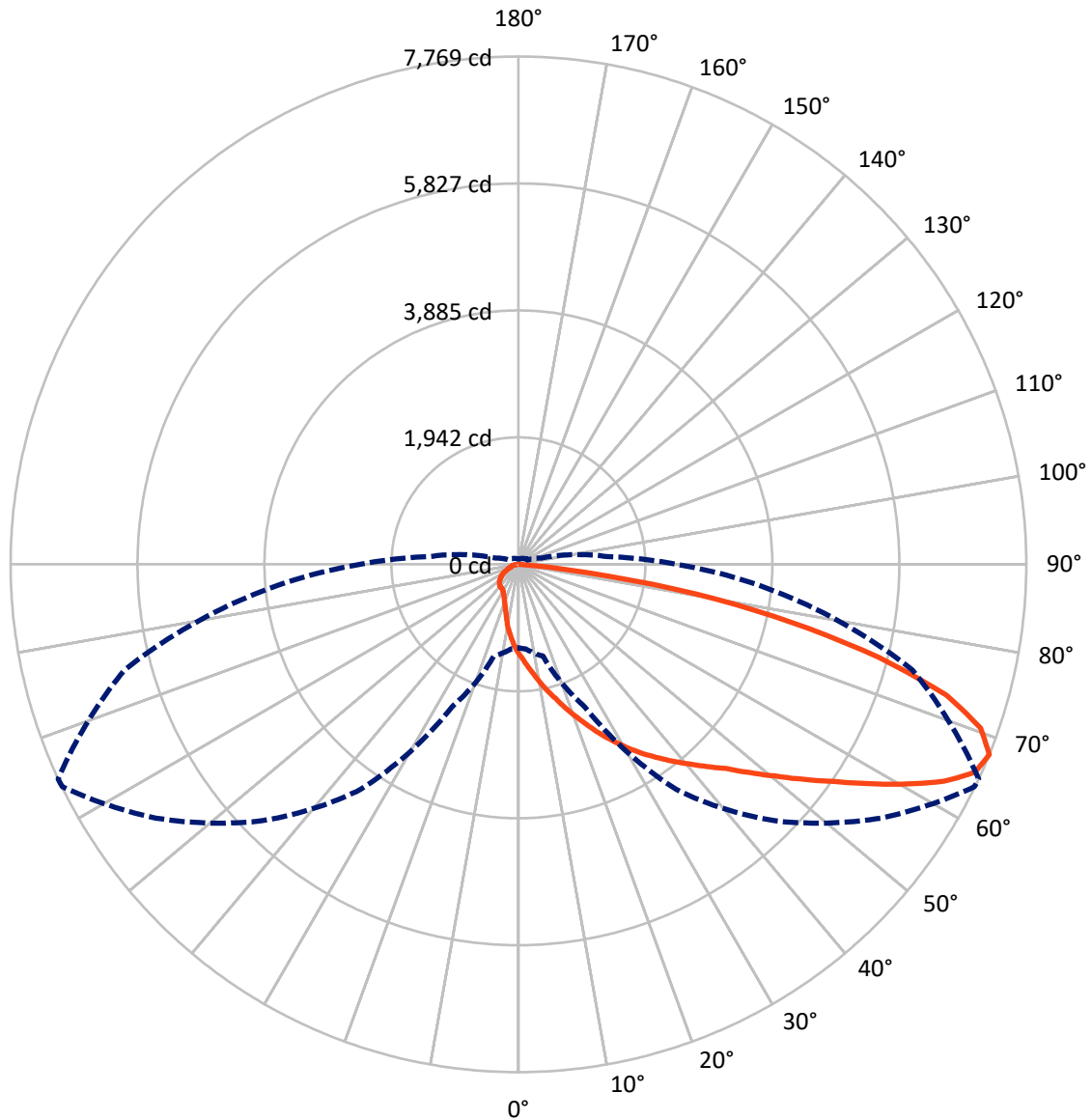
× Max cd
 - - - 1/2 Max cd



Based on 20 foot mounting height. Maximum calculated value = 6.4 fc
 Type III - Short - N/A

REPORT NUMBER: P868077
CATALOG NUMBER: MEM2-HSN-SA-130-730-U-T3-HSS

Luminous Intensity Polar Plot



— Vertical Plane Through 65-Deg Lateral - - - Horizontal Cone Through 67.5-Deg Vertical



REPORT NUMBER: P868077

CATALOG NUMBER: MEM2-HSN-SA-130-730-U-T3-HSS

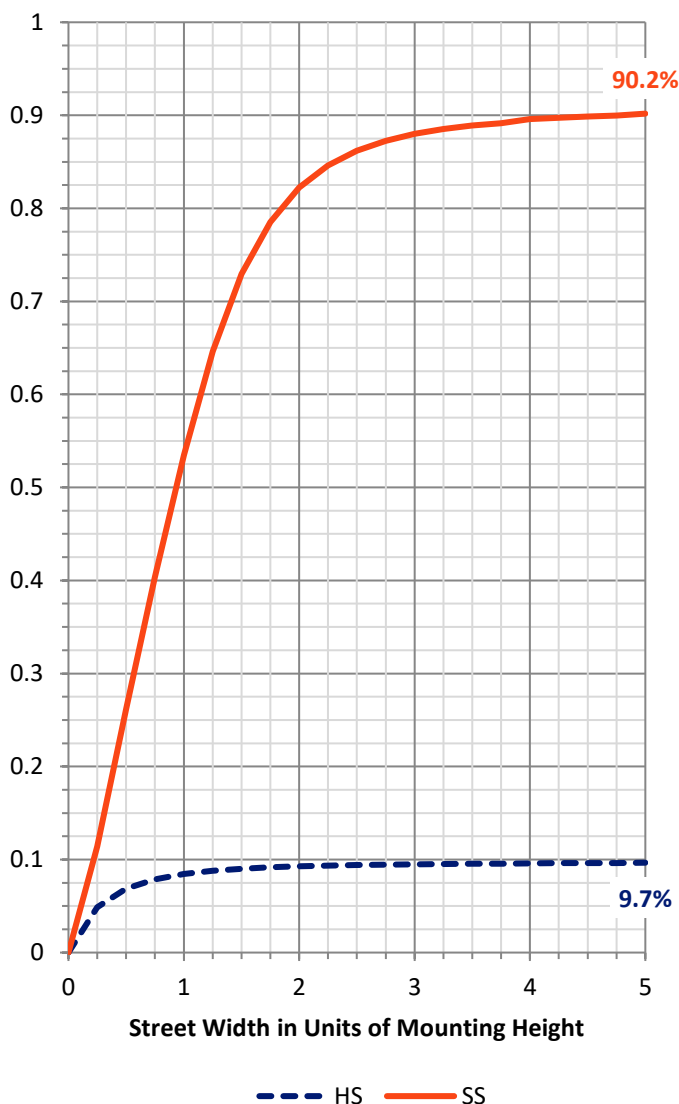
FLUX DISTRIBUTION:

		Downward	Upward	Total
House Side	Lumens	1082.4	0.0	1082.4
	% Fixture	9.7	0.0	9.7
Street Side	Lumens	10038.5	0.0	10038.5
	% Fixture	90.3	0.0	90.3
Total	Lumens	11120.9	0.0	11120.9
	% Fixture	100.0	0.0	100.0

ZONAL LUMENS:

Zone	Lumens	% Fixture
0°-10°	134.5	1.2
10°-20°	446.2	4.0
20°-30°	812.2	7.3
30°-40°	1256.9	11.3
40°-50°	1900.0	17.1
50°-60°	2471.8	22.2
60°-70°	2438.5	21.9
70°-80°	1484.3	13.3
80°-90°	176.4	1.6
90°-100°	0.0	0.0
100°-110°	0.0	0.0
110°-120°	0.0	0.0
120°-130°	0.0	0.0
130°-140°	0.0	0.0
140°-150°	0.0	0.0
150°-160°	0.0	0.0
160°-170°	0.0	0.0
170°-180°	0.0	0.0
0°-90°	11120.9	100.0
0°-180°	11120.9	100.0

Coefficient of Utilization



REPORT NUMBER: P868077

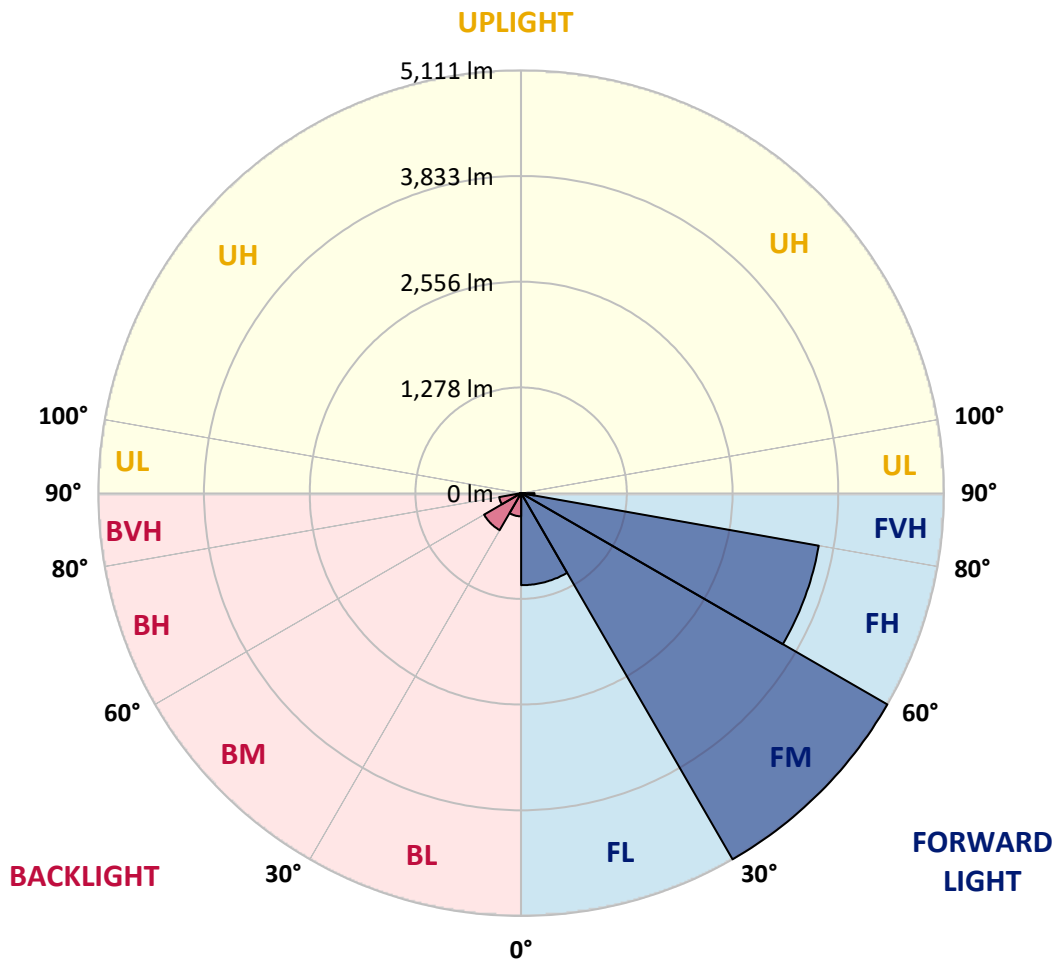
CATALOG NUMBER: MEM2-HSN-SA-130-730-U-T3-HSS

LUMINAIRE CLASSIFICATION SYSTEM LUMEN TABLE AND BUG RATING:

Zone	Lumens	% Fixture	Zone Rating/Lumen Limit		
			B	U	G
FL (0°-30°)	1112.8	10.0			
FM (30°-60°)	5111.2	46.0			
FH (60°-80°)	3653.3	32.9			G2/5000
FVH (80°-90°)	161.3	1.5			G2/225
BL (0°-30°)	280.1	2.5	B1/500		
BM (30°-60°)	517.6	4.7	B1/1000		
BH (60°-80°)	269.5	2.4	B1/500		G1/500
BVH (80°-90°)	15.1	0.1			G1/100
UL (90°-100°)	0.0	0.0		U0/0	
UH (100°-180°)	0.0	0.0		U0/0	

BUG Rating: B1-U0-G2

Type III Short





REPORT NUMBER: P868077

CATALOG NUMBER: MEM2-HSN-SA-130-730-U-T3-HSS

CANDELA DISTRIBUTION (FULL):

	0°	5°	15°	25°	35°	45°	55°	64°	65°	75°	85°
0°	1374.2	1374.2	1374.2	1374.2	1374.2	1374.2	1374.2	1374.2	1374.2	1374.2	1374.2
2.5°	1605.9	1593.2	1602.7	1580.5	1555.1	1536.0	1497.9	1466.2	1463.0	1431.3	1396.4
5°	1913.7	1872.4	1875.6	1831.2	1777.2	1720.1	1659.8	1580.5	1580.5	1504.3	1425.0
7.5°	2189.8	2183.5	2154.9	2085.1	2021.6	1932.7	1821.7	1720.1	1697.9	1580.5	1456.7
10°	2456.4	2446.9	2421.5	2367.5	2259.6	2161.2	2021.6	1869.3	1840.7	1672.5	1494.8
12.5°	2669.0	2672.2	2643.6	2599.2	2504.0	2386.6	2202.5	2012.1	1986.7	1761.4	1532.9
15°	2856.3	2853.1	2846.7	2808.7	2716.6	2608.7	2392.9	2170.8	2129.5	1856.6	1570.9
17.5°	2999.1	2992.7	2980.0	2948.3	2903.9	2799.1	2592.8	2339.0	2304.0	1967.6	1615.4
20°	3040.3	3037.2	3037.2	3059.4	3040.3	2976.9	2792.8	2513.5	2475.4	2085.1	1675.7
22.5°	3116.5	3113.3	3110.1	3132.4	3145.1	3138.7	2980.0	2691.2	2656.3	2221.5	1751.8
25°	3214.9	3208.5	3199.0	3221.2	3237.1	3275.2	3167.3	2900.7	2859.4	2380.2	1828.0
27.5°	3345.0	3351.3	3338.6	3335.5	3335.5	3357.7	3332.3	3087.9	3049.8	2532.5	1916.9
30°	3516.4	3525.9	3503.7	3487.8	3459.2	3456.1	3462.4	3297.4	3243.4	2697.6	2008.9
32.5°	3684.6	3694.1	3681.4	3659.2	3586.2	3557.6	3583.0	3475.1	3440.2	2878.5	2126.3
35°	3821.0	3843.3	3843.3	3798.8	3697.3	3681.4	3722.7	3649.7	3624.3	3091.1	2266.0
37.5°	4005.1	4017.8	4005.1	3922.6	3795.7	3814.7	3878.2	3833.7	3817.9	3319.6	2431.0
40°	4398.6	4414.5	4332.0	4135.2	3932.1	3954.3	4065.4	4040.0	4014.6	3544.9	2583.3
42.5°	4947.7	4909.6	4893.7	4455.8	4141.6	4128.9	4268.5	4233.6	4230.4	3773.4	2723.0
45°	5309.5	5322.2	5242.8	4827.1	4582.7	4344.7	4493.8	4481.2	4455.8	4005.1	2891.2
47.5°	5560.2	5531.6	5334.9	5134.9	5182.5	4627.1	4744.6	4776.3	4760.4	4268.5	3097.5
50°	5664.9	5636.3	5506.2	5372.9	5430.1	4950.8	5001.6	5106.4	5090.5	4535.1	3272.0
52.5°	5534.8	5499.9	5509.4	5544.3	5515.8	5204.7	5319.0	5484.0	5465.0	4846.1	3475.1
55°	4706.5	4798.5	5154.0	5509.4	5499.9	5398.3	5658.6	5899.8	5861.7	5169.8	3649.7
57.5°	3795.7	3846.4	4297.1	5258.7	5449.1	5560.2	6045.7	6344.1	6331.4	5493.5	3808.3
60°	3018.1	3072.1	3414.8	4738.2	5331.7	5728.4	6442.4	6836.0	6823.3	5820.4	3922.6
62.5°	2399.3	2399.3	2703.9	3989.2	5106.4	5826.8	6756.6	7331.1	7308.8	6083.8	3951.2
65°	1726.4	1748.7	1977.2	3208.5	4741.4	5801.4	6909.0	7683.3	7670.6	6233.0	3890.9
67.5°	1275.8	1301.2	1453.5	2405.6	4201.9	5547.5	6769.3	7762.7	7769.0	6236.2	3694.1
70°	996.5	1002.9	1117.1	1672.5	3443.4	4982.6	6245.7	7499.3	7499.3	6080.7	3402.1
72.5°	758.5	764.8	863.2	1139.3	2535.7	4119.4	5461.8	6801.1	6848.7	5668.1	2970.5
75°	587.1	599.8	666.5	818.8	1590.0	2929.3	4487.5	5569.7	5699.8	4868.3	2446.9
77.5°	453.8	466.5	520.5	599.8	926.7	1805.8	3154.6	4163.8	4281.2	3833.7	1888.3
80°	365.0	371.3	406.2	450.7	561.7	929.9	1926.4	2735.7	2770.6	2605.5	1250.4
82.5°	168.2	180.9	219.0	247.5	279.3	431.6	822.0	1012.4	1056.8	1034.6	514.1
85°	19.0	19.0	22.2	25.4	28.6	44.4	57.1	50.8	50.8	60.3	54.0
87.5°	0.0	0.0	0.0	3.2	6.3	6.3	9.5	9.5	9.5	9.5	9.5
90°	0.0	0.0	0.0	0.0	0.0	0.0	0.0	0.0	0.0	0.0	0.0



REPORT NUMBER: P868077

CATALOG NUMBER: MEM2-HSN-SA-130-730-U-T3-HSS

CANDELA DISTRIBUTION (continued):

	90°	95°	105°	115°	125°	135°	145°	155°	165°	175°	180°
0°	1374.2	1374.2	1374.2	1374.2	1374.2	1374.2	1374.2	1374.2	1374.2	1374.2	1374.2
2.5°	1377.4	1355.1	1313.9	1279.0	1247.2	1215.5	1199.6	1161.5	1152.0	1158.4	1136.2
5°	1383.7	1339.3	1253.6	1174.2	1107.6	1044.1	990.2	933.0	920.3	901.3	891.8
7.5°	1393.2	1326.6	1193.3	1069.5	968.0	875.9	809.3	764.8	729.9	720.4	717.2
10°	1405.9	1310.7	1126.6	971.1	831.5	736.3	676.0	644.2	631.6	622.0	625.2
12.5°	1415.4	1294.8	1063.2	860.1	723.6	637.9	609.3	583.9	577.6	574.4	574.4
15°	1428.1	1279.0	987.0	761.7	631.6	580.8	552.2	542.7	542.7	539.5	539.5
17.5°	1444.0	1266.3	923.5	685.5	577.6	530.0	517.3	504.6	504.6	504.6	501.4
20°	1475.7	1259.9	866.4	622.0	530.0	498.3	479.2	469.7	466.5	463.3	463.3
22.5°	1507.5	1259.9	802.9	574.4	498.3	463.3	444.3	434.8	431.6	431.6	431.6
25°	1551.9	1256.8	752.1	533.2	469.7	428.4	409.4	399.9	393.5	393.5	390.4
27.5°	1602.7	1256.8	707.7	501.4	438.0	396.7	374.5	365.0	355.4	355.4	352.3
30°	1653.5	1263.1	669.6	476.0	406.2	368.1	339.6	326.9	320.5	317.4	317.4
32.5°	1720.1	1282.1	644.2	457.0	377.7	339.6	311.0	298.3	292.0	288.8	288.8
35°	1821.7	1329.7	647.4	447.5	358.6	314.2	285.6	269.8	266.6	266.6	263.4
37.5°	1929.6	1374.2	656.9	441.1	339.6	295.1	266.6	250.7	247.5	247.5	247.5
40°	2021.6	1412.3	669.6	438.0	323.7	276.1	250.7	238.0	231.7	231.7	231.7
42.5°	2113.6	1434.5	672.8	428.4	314.2	260.2	238.0	225.3	219.0	222.2	222.2
45°	2205.7	1450.3	663.3	415.7	304.7	247.5	225.3	212.6	206.3	206.3	206.3
47.5°	2316.7	1485.3	647.4	396.7	298.3	238.0	212.6	199.9	196.8	196.8	196.8
50°	2427.8	1513.8	634.7	374.5	282.5	225.3	203.1	187.2	184.1	184.1	184.1
52.5°	2519.9	1526.5	618.9	345.9	266.6	212.6	190.4	174.5	168.2	168.2	168.2
55°	2589.7	1529.7	596.6	323.7	244.4	199.9	177.7	161.9	155.5	152.3	152.3
57.5°	2646.8	1526.5	574.4	301.5	225.3	184.1	161.9	149.2	139.6	136.5	136.5
60°	2678.5	1517.0	542.7	272.9	199.9	168.2	149.2	133.3	126.9	123.8	123.8
62.5°	2659.5	1491.6	498.3	228.5	180.9	152.3	136.5	123.8	114.3	111.1	111.1
65°	2570.6	1440.8	441.1	187.2	161.9	136.5	123.8	111.1	98.4	95.2	95.2
67.5°	2415.1	1355.1	365.0	158.7	149.2	123.8	111.1	98.4	88.9	82.5	82.5
70°	2199.3	1240.9	285.6	136.5	133.3	114.3	101.6	88.9	79.3	73.0	73.0
72.5°	1891.5	1053.6	212.6	117.4	117.4	104.7	92.0	82.5	73.0	66.6	66.6
75°	1529.7	796.6	161.9	107.9	104.7	95.2	82.5	73.0	66.6	60.3	60.3
77.5°	1117.1	530.0	133.3	98.4	98.4	85.7	76.2	66.6	60.3	57.1	57.1
80°	679.2	304.7	95.2	76.2	76.2	73.0	63.5	57.1	54.0	47.6	44.4
82.5°	276.1	117.4	50.8	38.1	38.1	34.9	22.2	19.0	19.0	19.0	15.9
85°	28.6	19.0	12.7	9.5	9.5	9.5	6.3	6.3	6.3	6.3	6.3
87.5°	9.5	9.5	6.3	6.3	6.3	6.3	3.2	3.2	3.2	3.2	3.2
90°	0.0	0.0	0.0	0.0	0.0	0.0	0.0	0.0	0.0	0.0	0.0

LM-79-2019: Approved Method: Electrical and Photometric Measurements of Solid-State Lighting Products

Report Prepared for

Cooper Lighting Solutions

Streetworks

Report Number: SP1-2407-157-4

Test Date: 08/07/2024

Luminaire Tested: MEM2-HTN-SA-40-730-U-5WQ-2

Data in this report applies to families of products including MEM2-HTN-SA-40-730-U-5WQ-2

Test Information

Test Method: LM-79-2019
 Report Number: SP1-2407-157-4
 Test Lab: COOPER LIGHTING SOLUTIONS
 Photometer: SP1 - 76IN SPHERE
 Measurement Geometry: 4π
 Issue Date: 08/20/2024
 Manufacturer: COOPER LIGHTING SOLUTIONS
 Product Line: Streetworks
 Catalog Number: **MEM2-HTN-SA-40-730-U-5WQ-2**
 Description: Epic Modern Light Square 40W 5WQ Optic and Flare Trim

Spectral Parameters

CCT (K): 3057
 CIE u': 0.2487
 CIE v': 0.5199
 Duv: -0.0002
 CIE x: 0.4326
 CIE y: 0.4020
 CIE z: 0.1654
 Peak Wavelength (nm): 593
 Dominant Wavelength (nm): 582
 Purity: 50.50735
 Rf: 74.6
 Rg: 94

CRI (Ra):	71.7		
R1:	68.1	R9:	-34.8
R2:	82.0	R10:	58.5
R3:	93.5	R11:	62.5
R4:	67.5	R12:	47.5
R5:	67.2	R13:	70.7
R6:	74.9	R14:	96.4
R7:	77.4	R15:	60.0
R8:	43.1		



Test Conditions

Stabilization Time: 21M
 Operation Time: 1H 21M
 Sphere Temperature (°C): 24.2

REPORT NUMBER: SP1-2407-157-4

Measurement and Test Equipment			
Instrument	Identification Number	Calibration Date	Calibration Due Date
Photometer	IN0058	6/18/2024	12/18/2024
Power Meter	INXT2011004	2/8/2024	2/8/2025
AC Power Source	IN0063	10/24/2023	10/24/2024
DC Power Source	IN0208	10/24/2023	10/24/2024
Sphere Thermometer	IN0085	10/24/2023	10/24/2024
Room Thermometer	IN0046	10/24/2023	10/24/2024

REPORT NUMBER: SP1-2407-157-4

CIE 1931 Chromaticity Diagram



CIE 1931 Chromaticity Diagram with 2017 ANSI 7-Step and 4-Step Quadrangles



Point lies inside the ANSI 3000K 4-step quadrangle

REPORT NUMBER: SP1-2407-157-4

Photopic Flux vs. Wavelength



Photopic Lumens: NR

λ (nm)	Power W^{\wedge}/nm	Lumens (ϕ/nm)	λ (nm)	Power W^{\wedge}/nm	Lumens (ϕ/nm)	λ (nm)	Power W^{\wedge}/nm	Lumens (ϕ/nm)	λ (nm)	Power W^{\wedge}/nm	Lumens (ϕ/nm)	λ (nm)	Power W^{\wedge}/nm	Lumens (ϕ/nm)
360	0	NR	490	104	NR	620	818	NR	750	20	NR	880	1	NR
365	0	NR	495	135	NR	625	755	NR	755	17	NR	885	0	NR
370	0	NR	500	184	NR	630	691	NR	760	15	NR	890	0	NR
375	0	NR	505	247	NR	635	625	NR	765	13	NR	895	0	NR
380	0	NR	510	309	NR	640	561	NR	770	11	NR	900	0	NR
385	0	NR	515	369	NR	645	499	NR	775	9	NR	905	0	NR
390	0	NR	520	419	NR	650	441	NR	780	8	NR	910	0	NR
395	0	NR	525	460	NR	655	388	NR	785	7	NR	915	0	NR
400	1	NR	530	492	NR	660	338	NR	790	6	NR	920	0	NR
405	3	NR	535	524	NR	665	294	NR	795	5	NR	925	0	NR
410	7	NR	540	553	NR	670	253	NR	800	4	NR	930	0	NR
415	15	NR	545	588	NR	675	218	NR	805	4	NR	935	0	NR
420	31	NR	550	625	NR	680	188	NR	810	3	NR	940	0	NR
425	60	NR	555	670	NR	685	161	NR	815	3	NR	945	0	NR
430	107	NR	560	723	NR	690	139	NR	820	3	NR	950	0	NR
435	183	NR	565	780	NR	695	118	NR	825	2	NR	955	0	NR
440	289	NR	570	837	NR	700	100	NR	830	2	NR	960	0	NR
445	460	NR	575	894	NR	705	85	NR	835	2	NR	965	0	NR
450	646	NR	580	942	NR	710	73	NR	840	1	NR	970	0	NR
455	561	NR	585	976	NR	715	62	NR	845	1	NR	975	0	NR
460	331	NR	590	998	NR	720	53	NR	850	1	NR	980	0	NR
465	238	NR	595	1000	NR	725	45	NR	855	1	NR	985	0	NR
470	178	NR	600	990	NR	730	39	NR	860	1	NR	990	0	NR
475	120	NR	605	962	NR	735	33	NR	865	1	NR	995	0	NR
480	96	NR	610	925	NR	740	28	NR	870	1	NR	1000	0	NR
485	95	NR	615	873	NR	745	24	NR	875	1	NR			

REPORT NUMBER: SP1-2407-157-4

Scotopic Flux vs. Wavelength



Scotopic Lumens: NR

S/P: 1.23

λ (nm)	Power W [^] /nm	Lumens (ϕ /nm)	λ (nm)	Power W [^] /nm	Lumens (ϕ /nm)	λ (nm)	Power W [^] /nm	Lumens (ϕ /nm)	λ (nm)	Power W [^] /nm	Lumens (ϕ /nm)	λ (nm)	Power W [^] /nm	Lumens (ϕ /nm)
360	0	NR	490	104	NR	620	818	NR	750	20	NR	880	1	NR
365	0	NR	495	135	NR	625	755	NR	755	17	NR	885	0	NR
370	0	NR	500	184	NR	630	691	NR	760	15	NR	890	0	NR
375	0	NR	505	247	NR	635	625	NR	765	13	NR	895	0	NR
380	0	NR	510	309	NR	640	561	NR	770	11	NR	900	0	NR
385	0	NR	515	369	NR	645	499	NR	775	9	NR	905	0	NR
390	0	NR	520	419	NR	650	441	NR	780	8	NR	910	0	NR
395	0	NR	525	460	NR	655	388	NR	785	7	NR	915	0	NR
400	1	NR	530	492	NR	660	338	NR	790	6	NR	920	0	NR
405	3	NR	535	524	NR	665	294	NR	795	5	NR	925	0	NR
410	7	NR	540	553	NR	670	253	NR	800	4	NR	930	0	NR
415	15	NR	545	588	NR	675	218	NR	805	4	NR	935	0	NR
420	31	NR	550	625	NR	680	188	NR	810	3	NR	940	0	NR
425	60	NR	555	670	NR	685	161	NR	815	3	NR	945	0	NR
430	107	NR	560	723	NR	690	139	NR	820	3	NR	950	0	NR
435	183	NR	565	780	NR	695	118	NR	825	2	NR	955	0	NR
440	289	NR	570	837	NR	700	100	NR	830	2	NR	960	0	NR
445	460	NR	575	894	NR	705	85	NR	835	2	NR	965	0	NR
450	646	NR	580	942	NR	710	73	NR	840	1	NR	970	0	NR
455	561	NR	585	976	NR	715	62	NR	845	1	NR	975	0	NR
460	331	NR	590	998	NR	720	53	NR	850	1	NR	980	0	NR
465	238	NR	595	1000	NR	725	45	NR	855	1	NR	985	0	NR
470	178	NR	600	990	NR	730	39	NR	860	1	NR	990	0	NR
475	120	NR	605	962	NR	735	33	NR	865	1	NR	995	0	NR
480	96	NR	610	925	NR	740	28	NR	870	1	NR	1000	0	NR
485	95	NR	615	873	NR	745	24	NR	875	1	NR			

REPORT NUMBER: SP1-2407-157-4

Melanopic Flux vs. Wavelength



Melanopic Lumens: NR

M/P: 2.27

λ (nm)	Power W [^] /nm	Lumens (φ/nm)	λ (nm)	Power W [^] /nm	Lumens (φ/nm)	λ (nm)	Power W [^] /nm	Lumens (φ/nm)	λ (nm)	Power W [^] /nm	Lumens (φ/nm)	λ (nm)	Power W [^] /nm	Lumens (φ/nm)
360	0	NR	490	104	NR	620	818	NR	750	20	NR	880	1	NR
365	0	NR	495	135	NR	625	755	NR	755	17	NR	885	0	NR
370	0	NR	500	184	NR	630	691	NR	760	15	NR	890	0	NR
375	0	NR	505	247	NR	635	625	NR	765	13	NR	895	0	NR
380	0	NR	510	309	NR	640	561	NR	770	11	NR	900	0	NR
385	0	NR	515	369	NR	645	499	NR	775	9	NR	905	0	NR
390	0	NR	520	419	NR	650	441	NR	780	8	NR	910	0	NR
395	0	NR	525	460	NR	655	388	NR	785	7	NR	915	0	NR
400	1	NR	530	492	NR	660	338	NR	790	6	NR	920	0	NR
405	3	NR	535	524	NR	665	294	NR	795	5	NR	925	0	NR
410	7	NR	540	553	NR	670	253	NR	800	4	NR	930	0	NR
415	15	NR	545	588	NR	675	218	NR	805	4	NR	935	0	NR
420	31	NR	550	625	NR	680	188	NR	810	3	NR	940	0	NR
425	60	NR	555	670	NR	685	161	NR	815	3	NR	945	0	NR
430	107	NR	560	723	NR	690	139	NR	820	3	NR	950	0	NR
435	183	NR	565	780	NR	695	118	NR	825	2	NR	955	0	NR
440	289	NR	570	837	NR	700	100	NR	830	2	NR	960	0	NR
445	460	NR	575	894	NR	705	85	NR	835	2	NR	965	0	NR
450	646	NR	580	942	NR	710	73	NR	840	1	NR	970	0	NR
455	561	NR	585	976	NR	715	62	NR	845	1	NR	975	0	NR
460	331	NR	590	998	NR	720	53	NR	850	1	NR	980	0	NR
465	238	NR	595	1000	NR	725	45	NR	855	1	NR	985	0	NR
470	178	NR	600	990	NR	730	39	NR	860	1	NR	990	0	NR
475	120	NR	605	962	NR	735	33	NR	865	1	NR	995	0	NR
480	96	NR	610	925	NR	740	28	NR	870	1	NR	1000	0	NR
485	95	NR	615	873	NR	745	24	NR	875	1	NR			

Summary

$R_f = 74.6$
 $R_g = 94$
 $CIE R_a = 71.7$
 $R_9 = -34.8$



Color Vector Graphics



Individual Sample Fidelity Index ($R_{f,i}$)

CES01 = 86	CES26 = 65	CES51 = 87	CES76 = 58
CES02 = 62	CES27 = 89	CES52 = 85	CES77 = 76
CES03 = 31	CES28 = 84	CES53 = 77	CES78 = 61
CES04 = 71	CES29 = 68	CES54 = 85	CES79 = 86
CES05 = 49	CES30 = 83	CES55 = 84	CES80 = 83
CES06 = 51	CES31 = 71	CES56 = 74	CES81 = 73
CES07 = 41	CES32 = 64	CES57 = 74	CES82 = 93
CES08 = 40	CES33 = 78	CES58 = 75	CES83 = 91
CES09 = 29	CES34 = 75	CES59 = 85	CES84 = 88
CES10 = 76	CES35 = 87	CES60 = 90	CES85 = 75
CES11 = 59	CES36 = 92	CES61 = 81	CES86 = 64
CES12 = 65	CES37 = 84	CES62 = 89	CES87 = 77
CES13 = 43	CES38 = 92	CES63 = 75	CES88 = 80
CES14 = 74	CES39 = 96	CES64 = 65	CES89 = 67
CES15 = 71	CES40 = 92	CES65 = 64	CES90 = 80
CES16 = 47	CES41 = 93	CES66 = 60	CES91 = 78
CES17 = 50	CES42 = 86	CES67 = 58	CES92 = 56
CES18 = 56	CES43 = 77	CES68 = 66	CES93 = 73
CES19 = 73	CES44 = 99	CES69 = 75	CES94 = 49
CES20 = 66	CES45 = 85	CES70 = 60	CES95 = 66
CES21 = 87	CES46 = 81	CES71 = 56	CES96 = 76
CES22 = 79	CES47 = 86	CES72 = 85	CES97 = 82
CES23 = 92	CES48 = 75	CES73 = 52	CES98 = 76
CES24 = 91	CES49 = 79	CES74 = 95	CES99 = 64
CES25 = 73	CES50 = 86	CES75 = 60	



Color Rendition by Hue-Angle Bin



Measure Comparisons



(END OF REPORT)